



District Report Card: 2017


State: Uttarakhand	District: Uttarkashi
Class: 3	Subject: Language
Schools: 61	Students: 605


Participation/Coverage


Students

<div>GENDER</div> <div></div>	Boys				Girls			
	Number		%		Number		%	
	270		44.63		335		55.37	

<div>AREA</div> <div></div>	Rural				Urban			
	Number		%		Number		%	
	587		97.02		18		2.98	

<div>CATEGORY</div> <div></div>	SC		ST		OBC		GEN	
	Number	%	Number	%	Number	%	Number	%
	237	39.17	8	1.32	317	52.40	43	7.11

<div>CWSN</div> <div></div>	LD	VI	HI	S&LD	ID	Oth
	3	0	2	2	3	1

<div>Management</div> <div></div>	Government			Government-aided		
	Number		%	Number		%
	605		100.00	0		0.00

Average Performance of Students in Language (%)

Overall	Gender		Area		Management		Social Group			
	Male	Female	Rural	Urban	Govt.	Aided	SC	ST	OBC	GEN
61.64	62.89	60.64	61.89	53.70	61.64	0.00	59.13	67.50	63.03	64.19

Performance on Learning Outcomes (LOs)

Learning Outcomes	Description	Average Performance(%)
L304	Reads small texts with comprehension i.e., identifies main ideas, details, sequence and draws conclusions	62.84
L312	Reads printed scripts on the classroom walls: poems, posters, charts etc.	59.24

Range of Performance of Students who Answered Correctly							
Below 30%		30% - 50%		50% - 75%		Above 75%	
Number	%	Number	%	Number	%	Number	%
37	6.12	160	26.45	244	40.33	164	27.11

Lowest Performing Learning Outcomes (LOs)

1 - Reads printed scripts on the classroom walls: poems, posters, charts etc. (59.24)

2 - Reads small texts with comprehension i.e., identifies main ideas, details, sequence and draws conclusions (62.84)